

The background of the slide is a composite image. On the right side, there is a complex network graph with numerous nodes of various colors (blue, red, orange, yellow, purple, black) and a dense web of grey lines connecting them. On the left side, there is a field of small, dark grey dots, resembling a starry sky or a sparse point cloud. A white rectangular box is positioned in the lower-left quadrant, containing the title and author information.

Tutorial – session 14

Eva Sirlinger

Agenda

Check the handouts

Discussion (throwback to the 1st session)

Question slide rating

Feedback form

Remember this
slide from the
1st session?

Collecting Ideas about Language and Linguistics

Everyone grab a paper and pen or open a document on your Laptop

Then answer these questions for yourself and write the answers down:

1. How would you define ,language'?
2. What are your ideas about Linguistics ?

Put the date next to your answers and save the sheet of paper/document (we will do this exercise again at the end of the semester and compare your responses)


Who wants to share their thoughts?



Next: Which question slide is your favourite?

Note down the number (if you can't decide you can write down 3 numbers maximum)

Questions anyone?






Questions about
Phonetics anyone (e.g.
from your seminar or
the lecture)?







Questions




Time for questions




More time
for
Questions



+
○ ●



Time for Questions



Last Questions before Christmas!



First new year
questions
anyone?




Time for questions



Question time

Session 10





Any Questions?

Time For Questions



Last but not least:

- One more feedback form:

https://docs.google.com/forms/d/e/1FAIpQLSchrVPTt_M1MXfQLi2nBbPqxZ1GVd5ofSa4yq3aNid5aEEUTQ/viewform?usp=sf_link

- Recap session offer: 12.3.2021, 2:15 pm (before the retake exam)



- Have a great semester break!